











Polk Library User for Students
Offering Polk County Students
Bright Ideas in Resources!

-  1 Set up a PLUS account on the PCPS Student Online Resource Page. Polk students are automatically enrolled and cards are valid into the summer .
-  2 Tampa Bay libraries created an informative video about the PLUS program that can be viewed following this link: https://youtu.be/_9Vr3A0GgGg
-  3 Login to PLUS account using 10-digit student number for the Barcode & Pin
-  4 Access public library databases, borrow e-resources and up to 3 physical items
-  5 Use PLUS to get Books by Mail, to use the bookmobile and vending libraries.
-  6 Individual library policies for PLUS cards apply locally like regular cards.
-  7 Parents must have students present to checkout items on the PLUS card.
-  8 Parents may opt out if they don't want their children using public library resources. Opt out forms are available and must be printed, signed and returned to the nearest public library.